



NSW2020 Series Ethernet PoE Switches


- NSW2020-6T-POE-IN




- NSW2020-10T-POE-IN



- NSW2020-16T1GT1GC-POE-IN



- NSW2020-24T1GT1GC-POE-IN



Key Features

- Multiple working modes to address your business needs: Default(Normal mode), VLAN(Secure mode), EXTEND(Surveillance mode)
- Support port traffic control
- Support for secure mode, all downlink ports can communicate only with uplink ports
- Up to 250m transmission distance on surveillance mode
- Support buffer optimization
- All metal housing, safe and reliable

Specifications

Model	NSW2020-6T-POE-IN	NSW2020-10T-POE-IN	NSW2020-16T1GT1GC-P OE-IN	NSW2020-24T1GT1GC-P OE-IN
Ports	6×100Mbps network ports (RJ45), including 4 PoE ports	10×100Mbps network ports (RJ45), including 8 PoE ports	16×100Mbps PoE ports (RJ45)+ 1×1000Mbps Gigaethernet ports +1×1000Mbps Combo ports	24×100Mbps PoE ports (RJ45) + 1×1000Mbps Gigaethernet ports +1×1000Mbps Combo ports
Standards	IEEE802.3,IEEE802.3u,IEEE802.3az,IEEE802.3x,IEEE802.3af,IEEE802.3at		IEEE802.3,IEEE802.3u,IEEE802.3z,IEEE802.3ab,IEEE802.3x,IEEE802.3af,IEEE802.3at,IEEE802.3az	
Switching capacity	1.2Gbps	2Gbps	7.2Gbps	8.8Gbps
Forwarding performance	0.90Mpps	1.49Mpps	5.36Mpps	6.55Mpps
Packet Buffer	448Kbit	448kbit	4M bit	4Mbit
MAC	1K	1K	16K	16K
Dimensions (W×D×H)	108*100*25.5mm	171*101*25.5mm	440*189.8*44mm	440*244.8*44mm
Weight	0.19KG	0.29KG	2.12KG	2.93KG
Power supply	DC: 48/51V		AC: 100-240V, 50/60Hz	
PoE	802.3at/af (4/5+, 7/8-)			
Max. PoE Power	Max capacity: 60W Max capacity for single port: 30W	Max capacity:88W Max capacity for single port: 30W	Max capacity: 225W Max capacity for single port: 30W	Max capacity: 370W Max capacity for single port: 30W
Prior Ports	1~2	1~2	1~8	1~8
Cooling Fans	0	0	1	1
Operating temperature	0°C-40°C (32°F-104°F)			
Operating humidity	10%~90% (noncondensing)			
Storage humidity	5%~90% (noncondensing)			
Indicator	POWER: Steady on: AC input is normal Off: No AC input			
	No PoE Indicator		PoE: Off: No PoE power supply Steady on: PoE power supply is normal	
	PoE-MAX: off : The POE power supply power of the whole machine is less than 80% of the specification Steady on : The POE power supply power of the whole machine is greater than 85% of the specification			
	LINK/ACT: Off: No link Steady on: Linked Flashing: Transmitting data			
Working Mode	Default(Normal mode) : All ports can communicate with each other. EXTEND(Surveillance mode): Transmission distance up to 250 meters.		Default(Normal mode) : All ports can communicate with each other. VLAN(Secure mode): Downlink ports can communicate only with uplink ports. Enabling PD keepalive function, the switch will restart the IPC via PoE power when the IPC	

		<p>sends no message in a period of time.</p> <p>Extend(Surveillance mode): Transmission distance up to 250 meters. Downlink ports can communicate only with uplink ports.</p>
--	--	---

Zhejiang Uniview Technologies Co.,Ltd.

Building No.10, Wanlun Science Park, Jiangling Road 88, Binjiang District, Hangzhou, Zhejiang, China

Email: overseasbusiness@uniview.com; globalsupport@uniview.com

<http://www.uniview.com>

©2018 Zhejiang Uniview Technologies Co.,Ltd. All rights reserved.

* Product specifications and availability are subject to change without notice.